

17-803 Empirical Methods

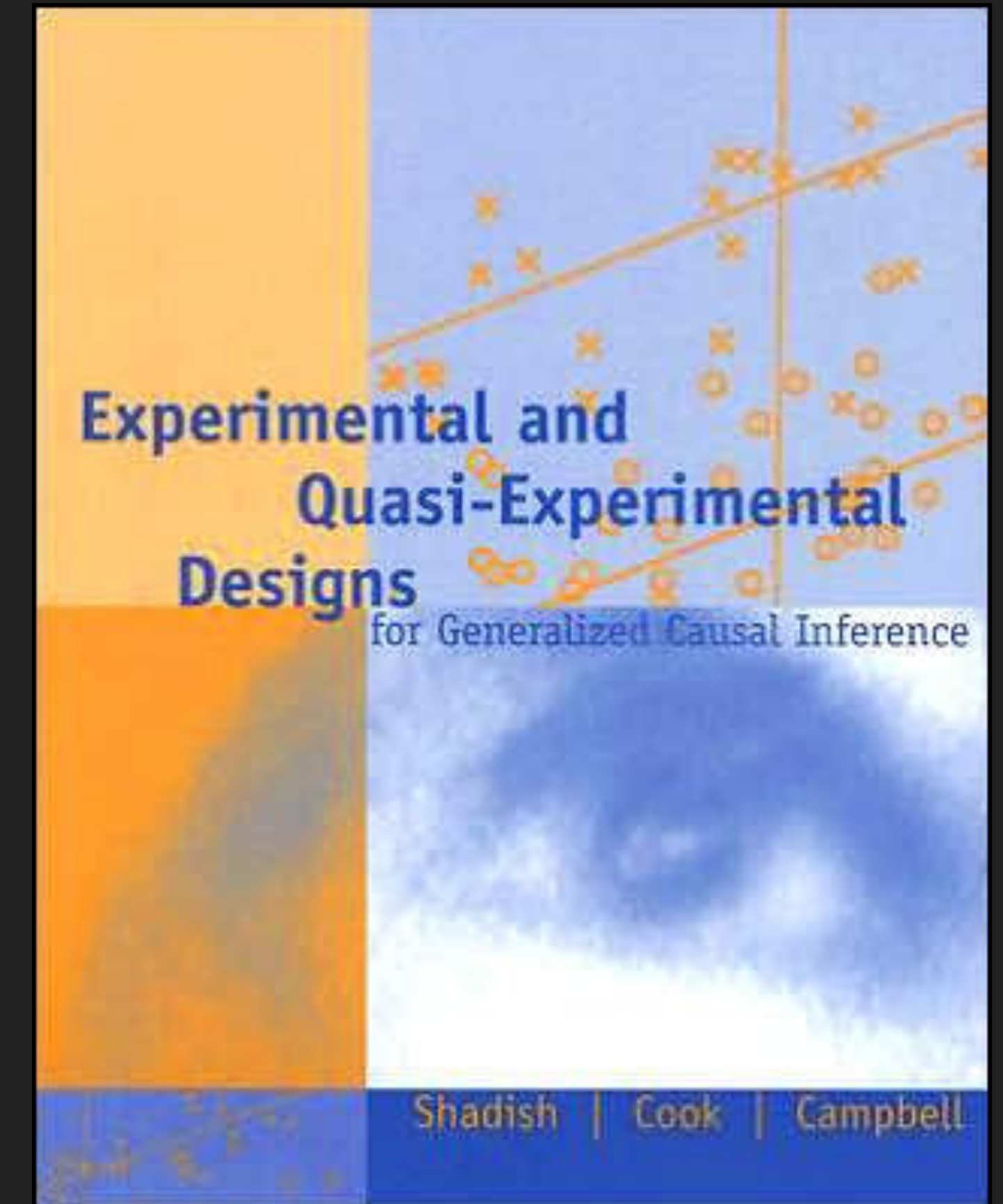
Bogdan Vasilescu, S3D

Time Series Analysis

Thursday, March 28, 2024

Plan for Today

- ▶ Time series analysis (seasonality/trend decomposition)
- ▶ Segmented regression of interrupted time series data
 - ▶ Hands-on



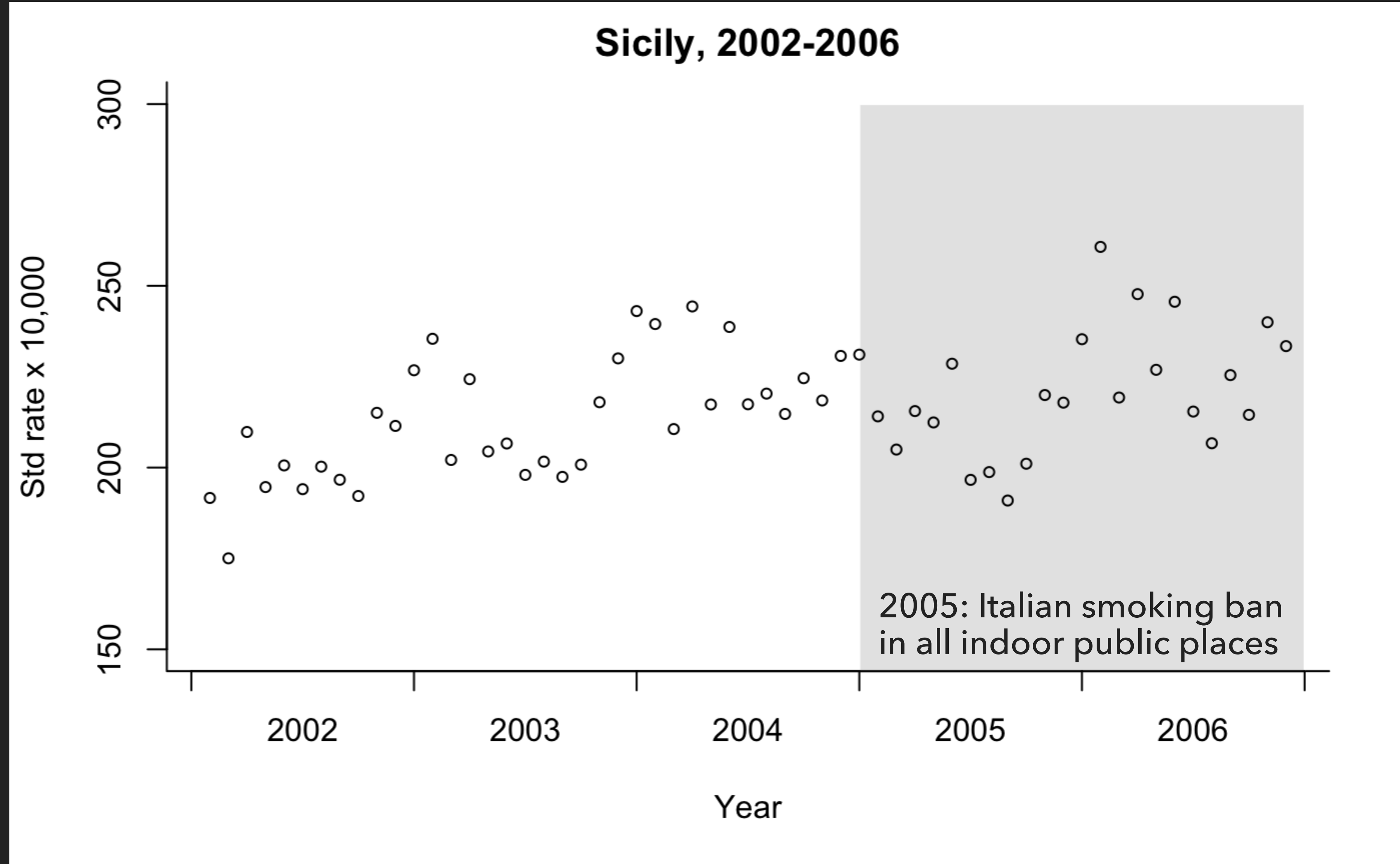
Time Series Analysis

(no slides; see ts.pdf)

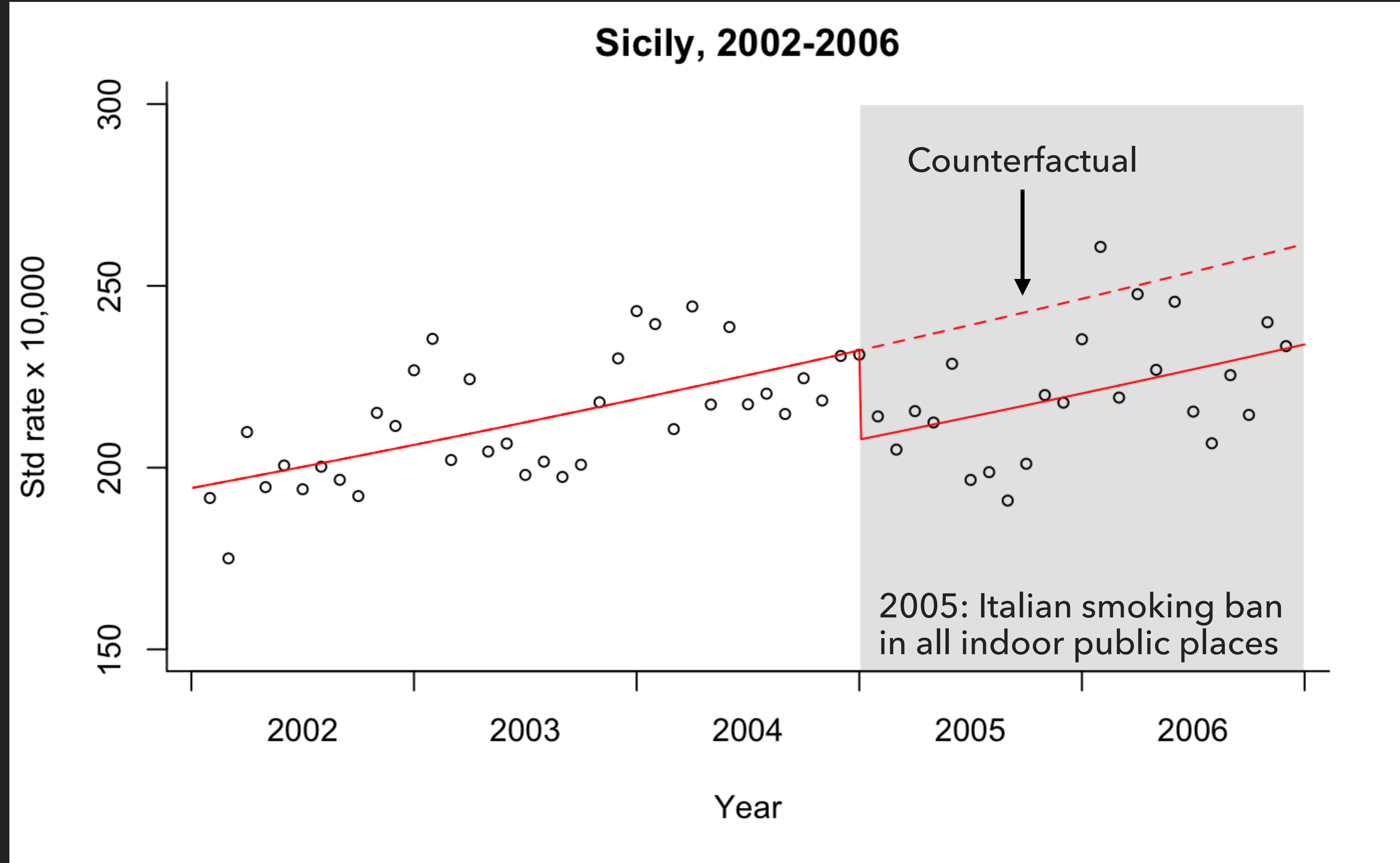
Interrupted Time Series Analysis

(see its.pdf)

Hospital Admissions for Acute Coronary Events



Hospital Admissions for Acute Coronary Events

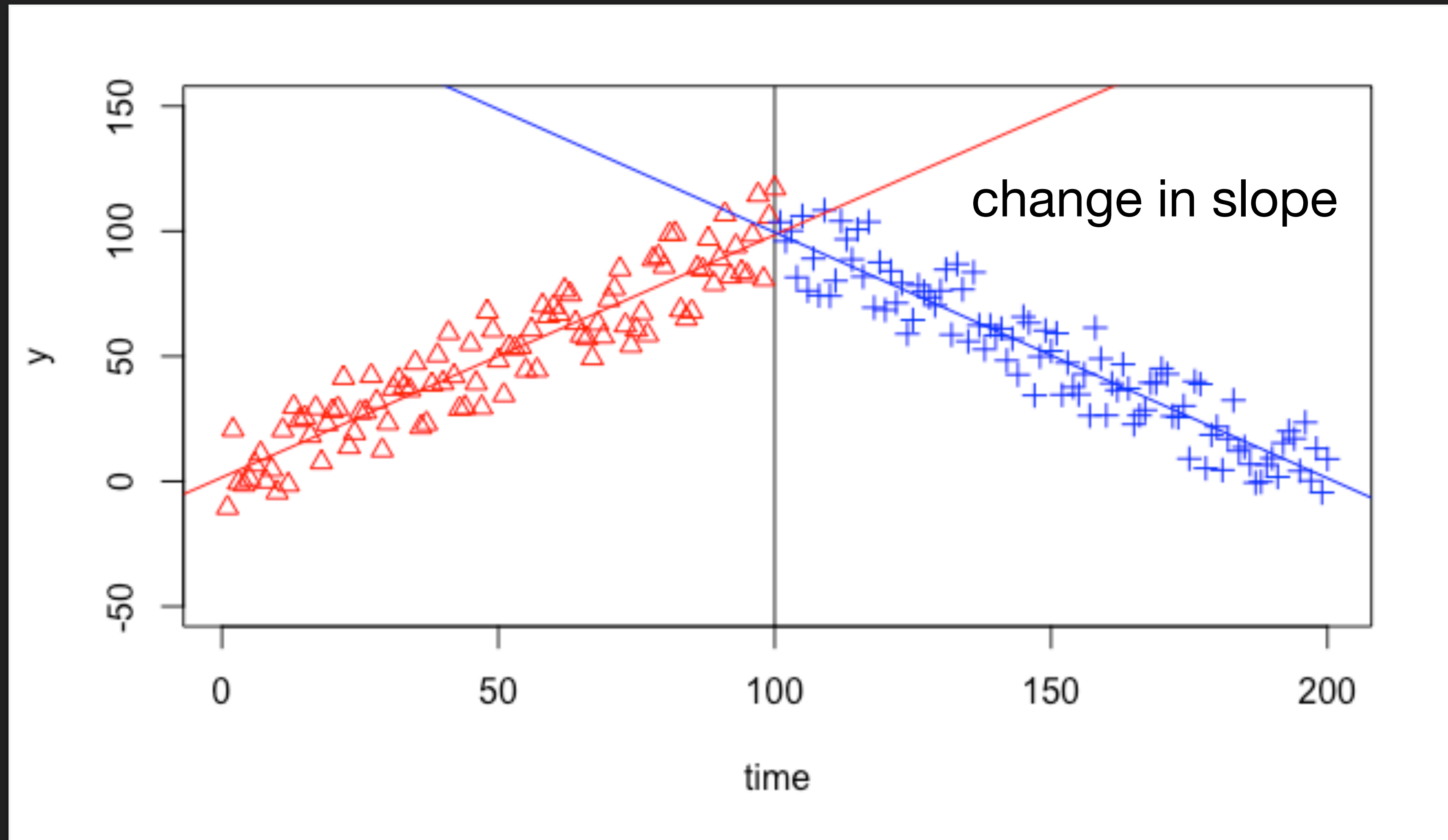


Interrupted Time Series Design

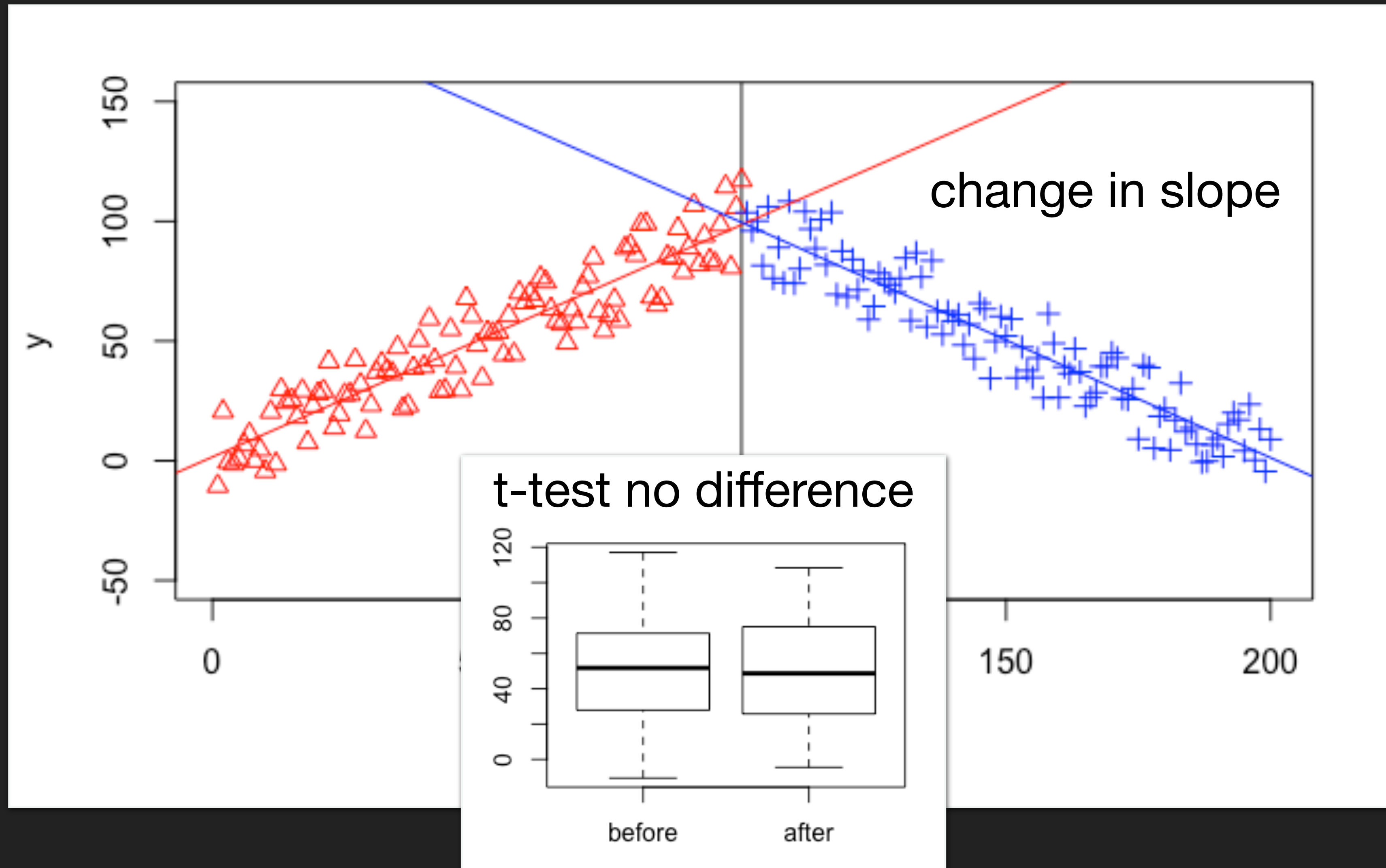
- ▶ One of the strongest quasi-experimental design to evaluate longitudinal effects of time-delimited interventions.
- ▶ How much did an intervention change an outcome of interest?
 - ▶ immediately and over time;
 - ▶ instantly or with delay;
 - ▶ transiently or long-term;
- ▶ Could factors other than the intervention explain the change?

Modeling 101

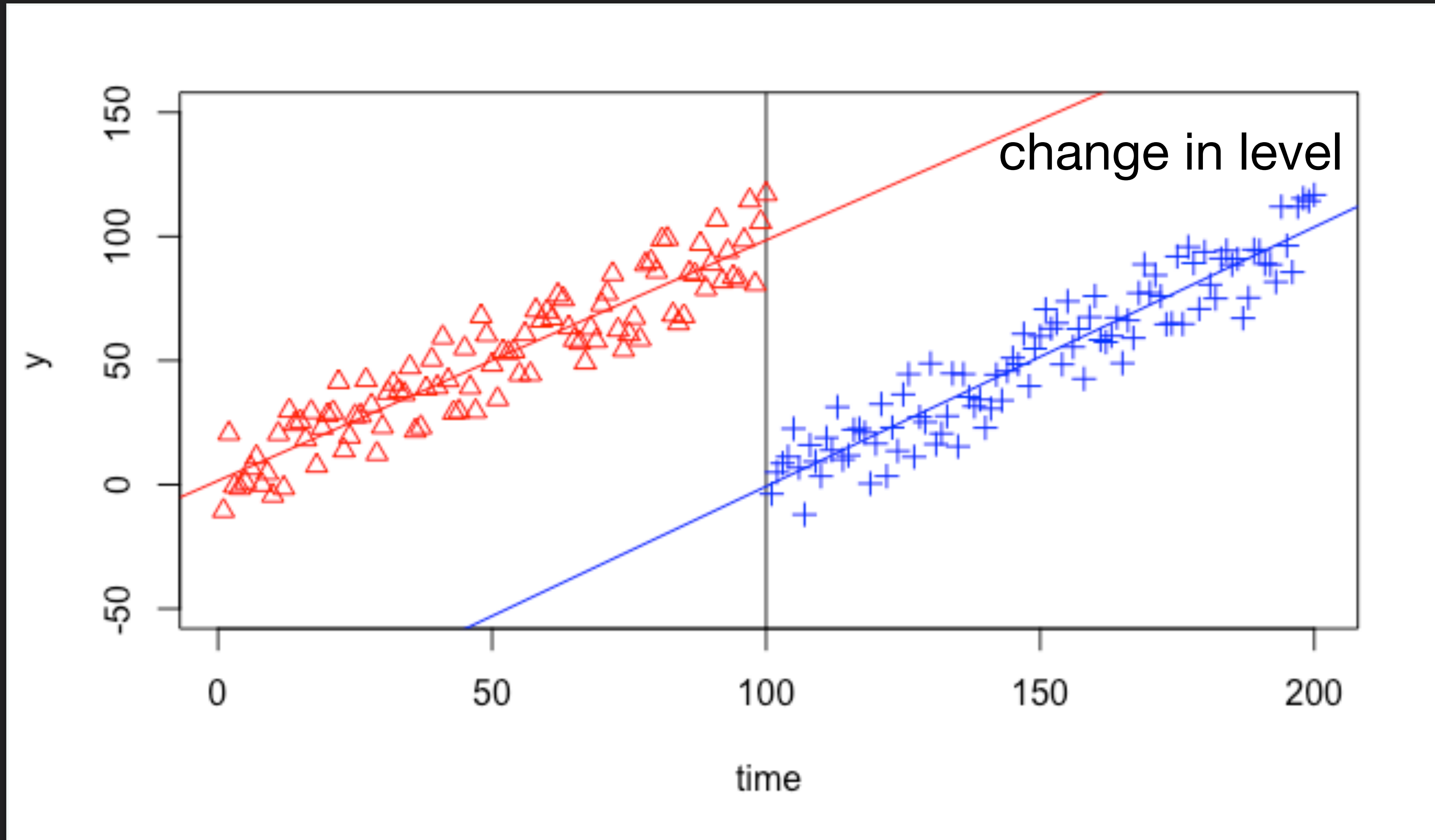
Evaluating the Effects of an Intervention



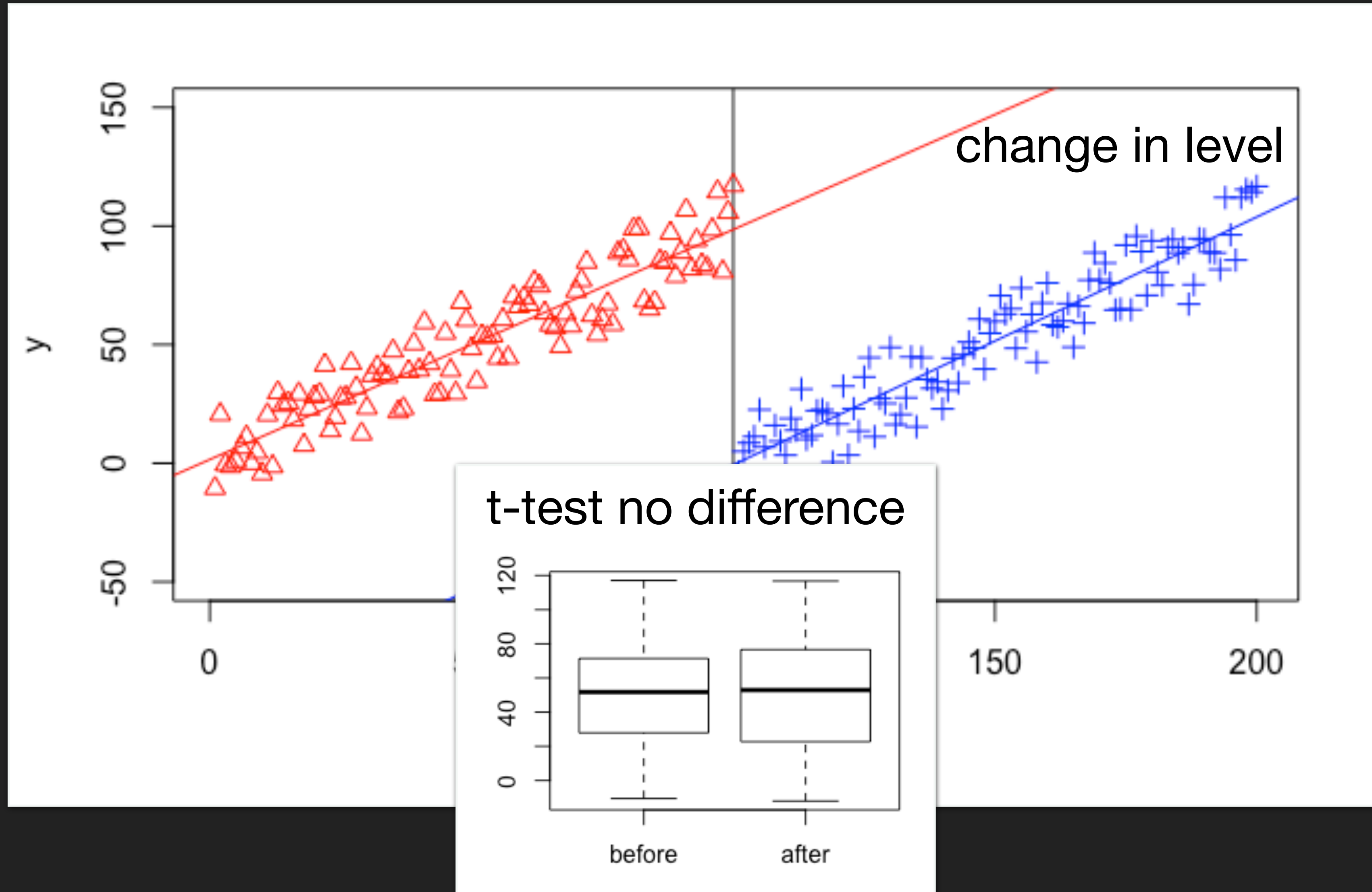
Evaluating the Effects of an Intervention



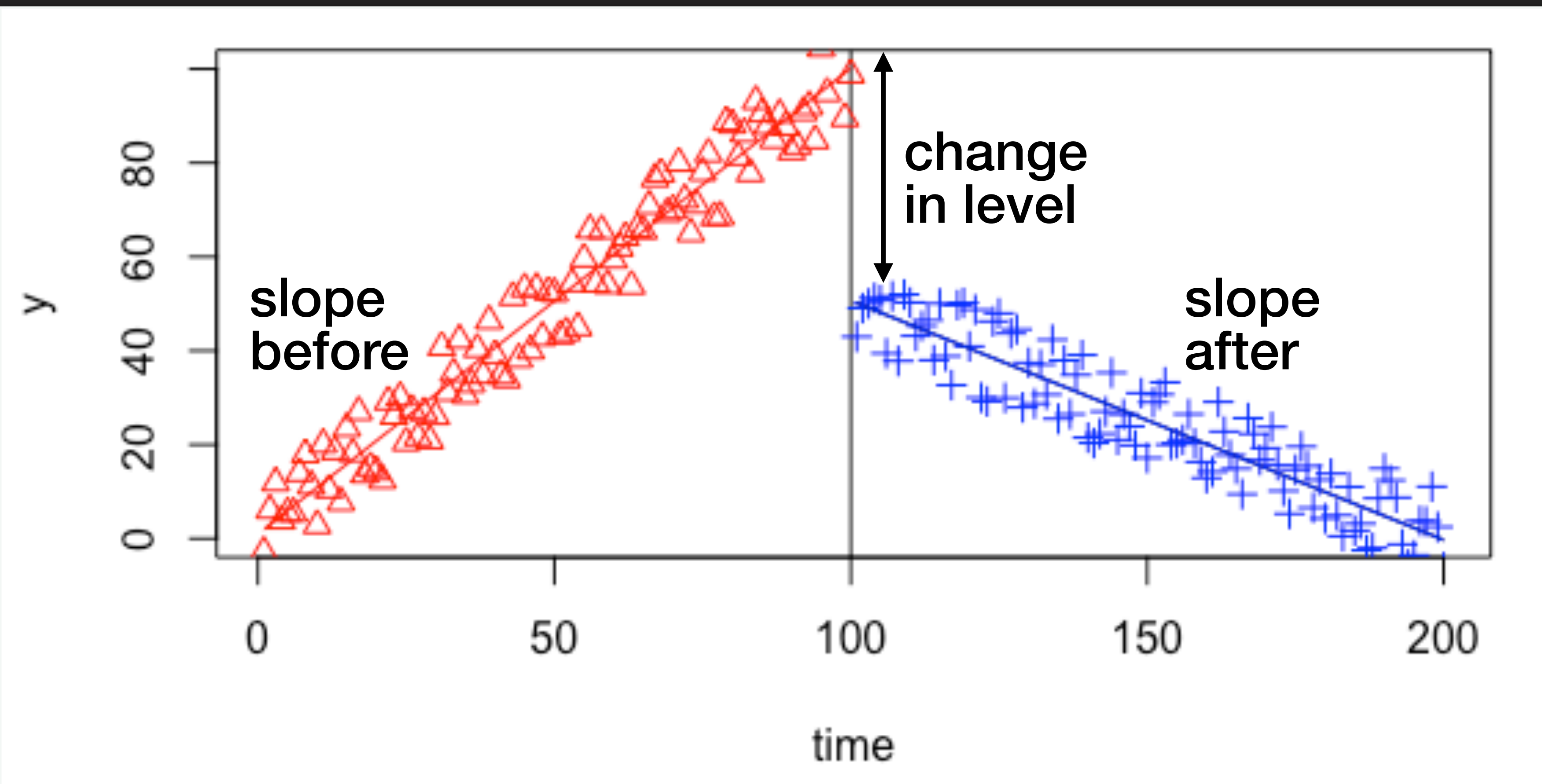
Evaluating the Effects of an Intervention

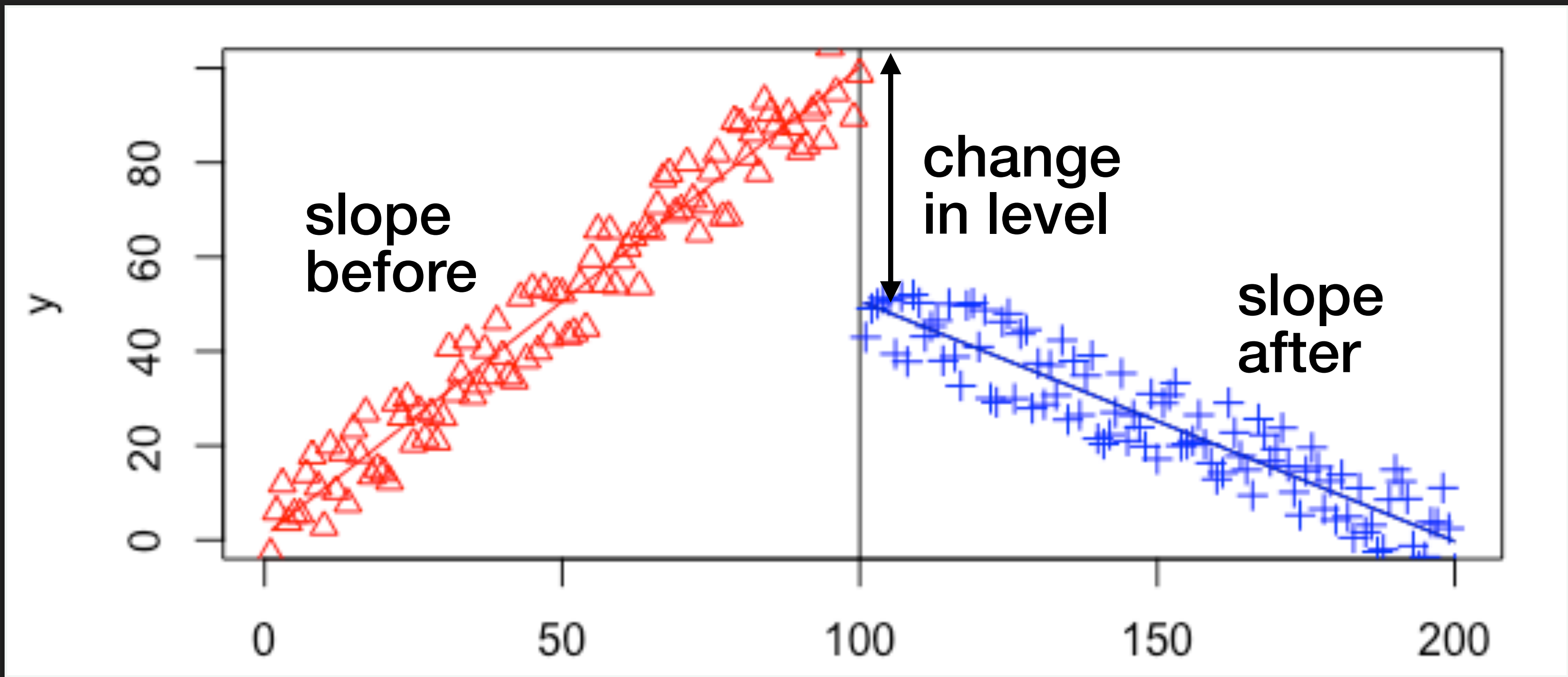


Evaluating the Effects of an Intervention



Segmented Regression Analysis of Interrupted Time Series Data

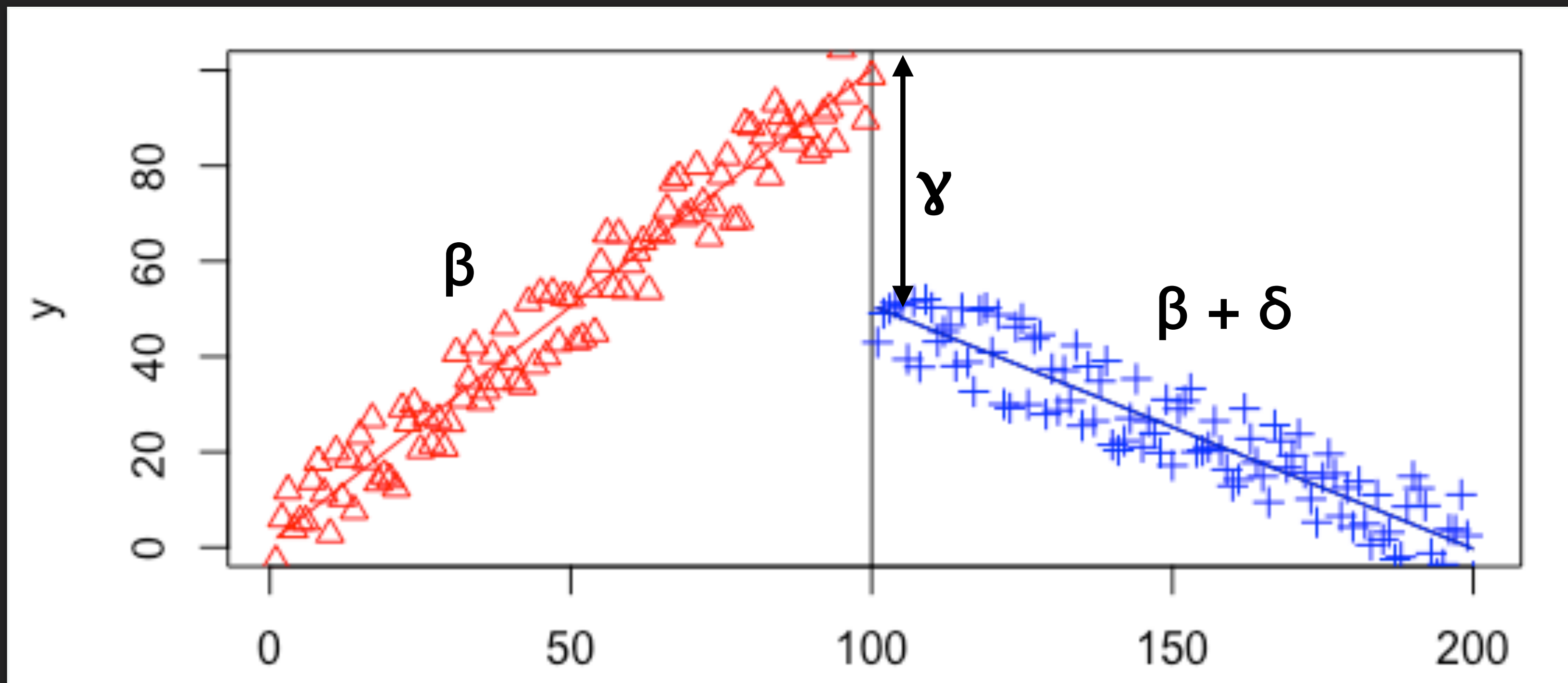




time: 1 2 3 ... 100 101 102 ... 200

time after
intervention: 0 0 0 ... 1 2 3 ... 100

intervention: F F F ... T T T ... T



time: 1 2 3 100 101 102 200

time after
intervention: 0 0 0 1 2 3 100

intervention: F F F T T T T

$$y_i = \alpha + \beta \cdot \text{time}_i + \\ \gamma \cdot \text{intervention}_i + \\ \delta \cdot \text{time_after_intervention}_i + \varepsilon_i$$

**One more example:
The Florida “Stand your ground” paper**

Debate Around “Stand Your Ground” Laws

- ▶ Self-defense laws, removing the duty to retreat and allowing the use of lethal force in situations (inside and outside the home) where an individual perceives a threat of harm.
- ▶ Advocates:
 - ▶ the increased threat of retaliatory violence deters would-be burglars.
- ▶ Critics:
 - ▶ weakening the punitive consequences of using force may serve to escalate aggressive encounters.

Box. States That Have Enacted “Stand Your Ground” Laws^a

State Name (Year Original Law Signed)

Utah (1994)^b
Florida (2005)
Alabama (2006)
Alaska (2006)
Arizona (2006)
Georgia (2006)
Indiana (2006)
Kansas (2006)
Kentucky (2006)
Louisiana (2006)
Michigan (2006)
Mississippi (2006)
Oklahoma (2006)
South Carolina (2006)
South Dakota (2006)
Tennessee (2007)
Texas (2007)
West Virginia (2008)
Montana (2009)
Nevada (2011)
New Hampshire (2011)
North Carolina (2011)
Pennsylvania (2011)

Florida Natural Experiment

- ▶ Florida was the first state to implement a stand your ground law, removing the duty to retreat principle.
- ▶ Idea: Use the years that have elapsed since the enactment of the Florida law to assess its impact on rates of homicide and homicide by firearm.

Box. States That Have Enacted "Stand Your Ground" Laws^a

State Name (Year Original Law Signed)

- Utah (1994)^b
- Florida (2005)
- Alabama (2006)
- Alaska (2006)
- Arizona (2006)
- Georgia (2006)
- Indiana (2006)
- Kansas (2006)
- Kentucky (2006)
- Louisiana (2006)
- Michigan (2006)
- Mississippi (2006)
- Oklahoma (2006)
- South Carolina (2006)
- South Dakota (2006)
- Tennessee (2007)
- Texas (2007)
- West Virginia (2008)
- Montana (2009)
- Nevada (2011)
- New Hampshire (2011)
- North Carolina (2011)
- Pennsylvania (2011)

Potential Limitations of Interrupted Time Series Designs

- ▶ The possibility that other factors that occur simultaneously may distort estimates of intervention effects, e.g.,
 - ▶ national changes in social or economic variables (e.g., a recession)
 - ▶ events that have a profound and lasting impact on society (e.g., natural disasters).
- ▶ Study design features to address limitations:
 - ▶ analysis of homicide rates in 4 comparison states (New York, New Jersey, Ohio, and Virginia),
 - ▶ analysis of control outcomes (suicide and suicide by firearm).

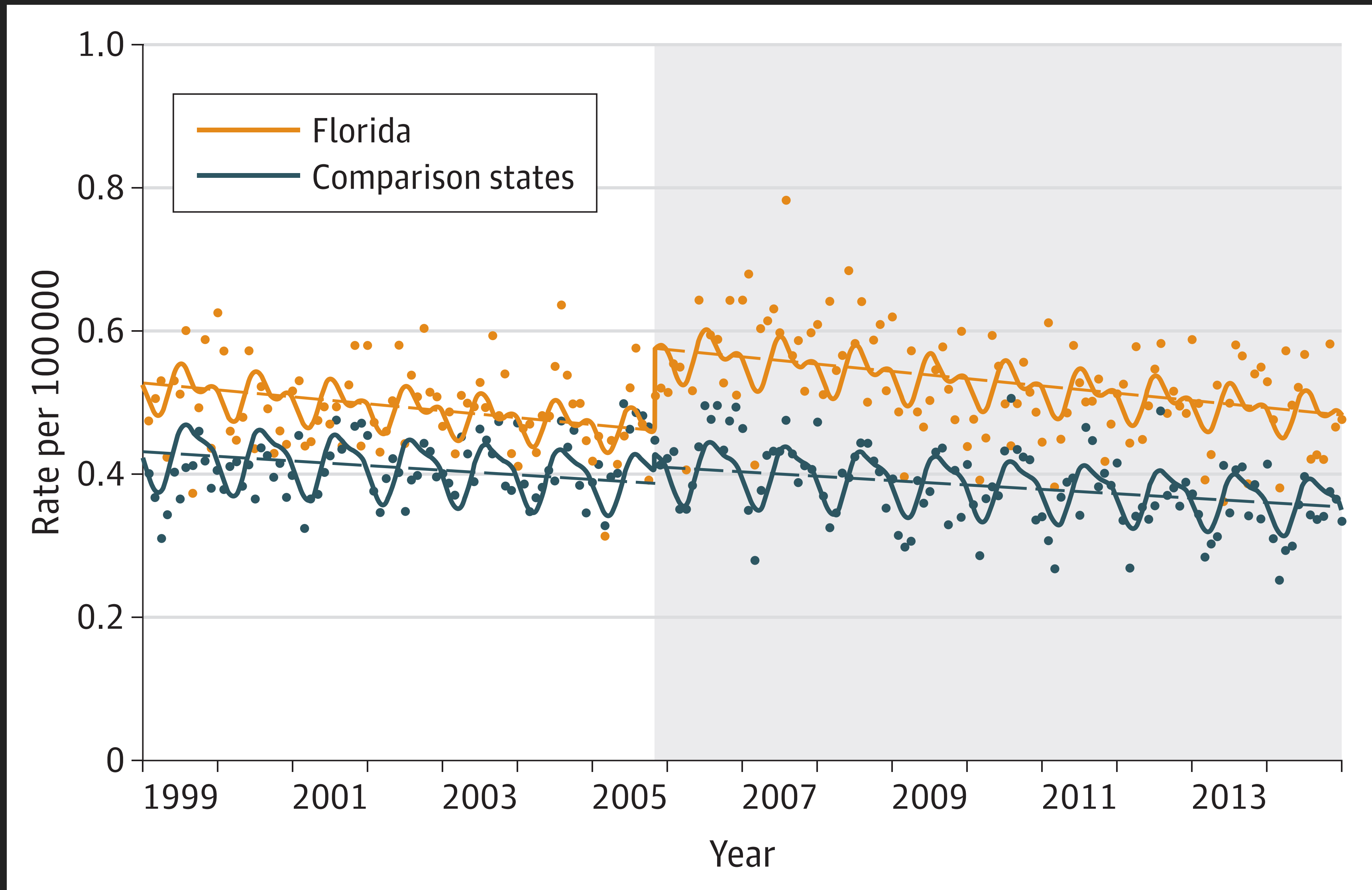
Data Sources

- ▶ Monthly death totals for Florida between Jan 1999 and Dec 2014, from CDC.
- ▶ Classified cases by:
 - ▶ place of occurrence (within or outside the State of Florida),
 - ▶ cause of death (homicide or suicide),
 - ▶ mechanism (firearms or other means), and
 - ▶ month of occurrence.

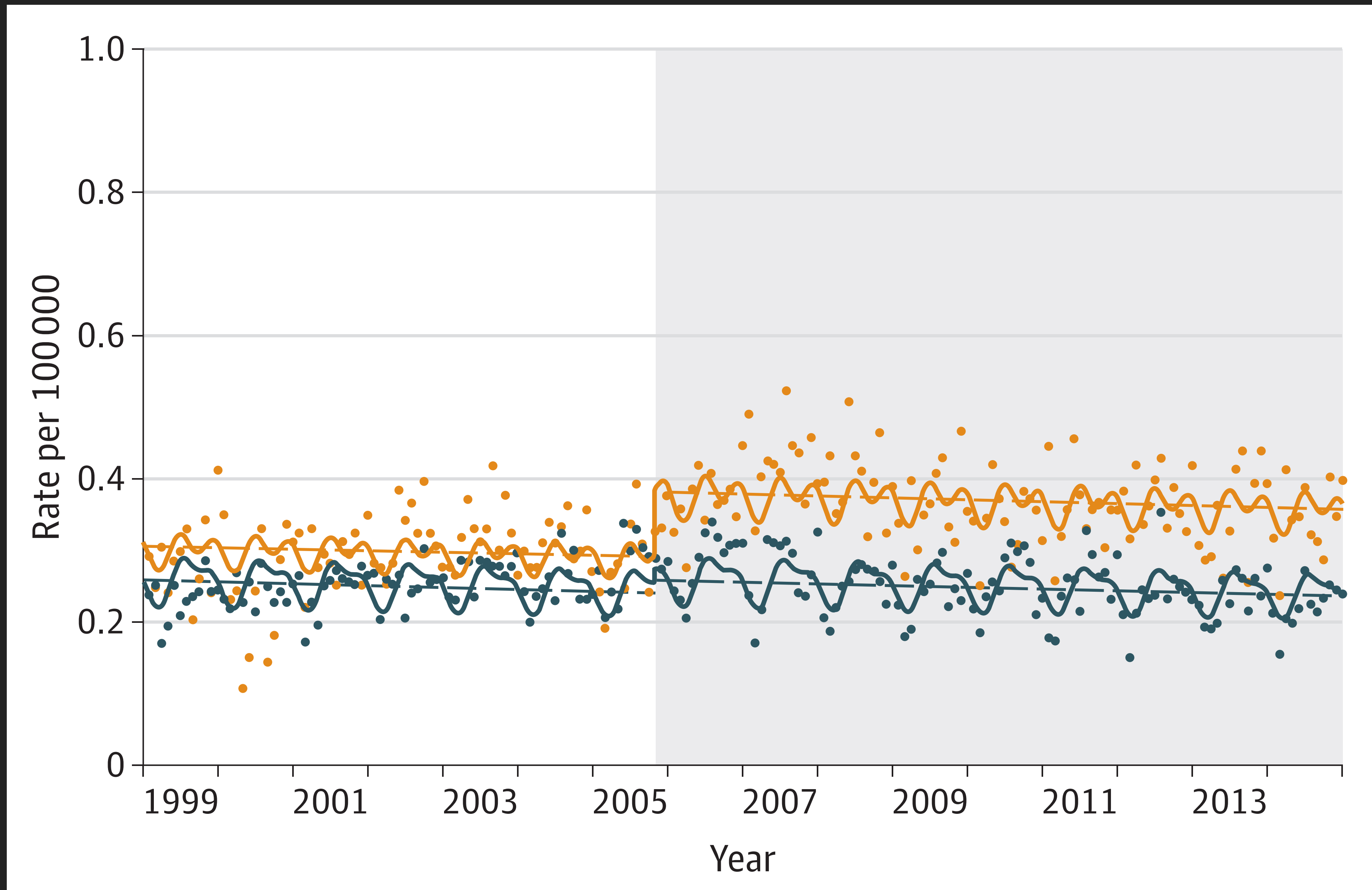
Data Analysis

- ▶ Evaluate whether post-intervention trends in homicide and homicide by firearm in Florida differed significantly from pre-intervention trends.
- ▶ Segmented quasi-Poisson regression analysis to analyze trends in both periods and estimate an effect size, taking underlying trends into account.
- ▶ Because of time sequencing of data points used in time series analysis, residual autocorrelation can lead to the violation of regression assumptions.
 - ▶ Generate robust standard errors (using a sandwich estimator) to produce more conservative estimates of uncertainty.

Homicide Rates in Florida and Comparison States



Homicide by Firearm Rates in Florida and Comparison States



Discussion

- ▶ Since Florida's stand your ground law took effect in October 2005, rates of homicide (+24.4% through 2014) and homicide by firearm (+31.6%) in the state have significantly increased.
- ▶ These increases appear to have occurred despite a general decline in homicide in the United States since the early 1990s.
- ▶ In contrast, rates of homicide and homicide by firearm did not increase in states without a stand your ground law (New York, New Jersey, Ohio, and Virginia), or for either suicide or suicide by firearm.
- ▶ Findings support the hypothesis that increases in the homicide and homicide by firearm rates in Florida are related to the stand your ground law.

Credits

- ▶ Graphics: Dave DiCello photography (cover)
- ▶ Shadish, William R., Thomas D. Cook, and Donald Thomas Campbell. Experimental and quasi-experimental designs for generalized causal inference. Boston: Houghton Mifflin, 2002.
 - ▶ Chapter 6: Interrupted time series
 - ▶ Chapter 7: Regression discontinuity design
- ▶ Morgan, S. L., & Winship, C. (2015). Counterfactuals and causal inference. Cambridge University Press.
 - ▶ Chapter 11: Repeated Observations and the Estimation of Causal Effects
- ▶ Humphreys, D. K., Gasparrini, A., & Wiebe, D. J. (2017). Evaluating the impact of Florida's "stand your ground" self-defense law on homicide and suicide by firearm: an interrupted time series study. JAMA Internal Medicine, 177(1), 44-50.
- ▶ Bernal, J. L., Cummins, S., & Gasparrini, A. (2017). Interrupted time series regression for the evaluation of public health interventions: a tutorial. International Journal of Epidemiology, 46(1), 348-355.
- ▶ Bhaskaran, K., Gasparrini, A., Hajat, S., Smeeth, L., & Armstrong, B. (2013). Time series regression studies in environmental epidemiology. International Journal of Epidemiology, 42(4), 1187-1195.
- ▶ Wagner, A. K., Soumerai, S. B., Zhang, F., & Ross-Degnan, D. (2002). Segmented regression analysis of interrupted time series studies in medication use research. Journal of Clinical Pharmacy and Therapeutics, 27(4), 299-309.
- ▶ Trockman, A., Zhou, S., Kästner, C., & Vasilescu, B. (2018). Adding sparkle to social coding: an empirical study of repository badges in the npm ecosystem. In Proceedings of the 40th International Conference on Software Engineering (pp. 511-522).